

UC Riverside

Concept Applications







Focus

Benching

Benching: 4'-0" wide

Individual workspace.

BE 01



**Pricing includes tax, labor and install with a range to account for finish selection*

Workstation

Workstation: 6'-0" x 6'-0"

Individual workspace.

WS 01



**Pricing includes tax, labor and install with a range to account for finish selection*

Workstation: 6'-0" x 8'-0"

Individual workspace.

WS 02



**Pricing includes tax, labor and install with a range to account for finish selection*

Workstation: 8'-0" x 8'-0"

Individual workspace.

WS 03



A



B



C



**Pricing includes tax, labor and install with a range to account for finish selection*

Private Office

Private Office: 10'-0" x 12'-0"

Individual workspace.

PO 01




**Pricing includes tax, labor and install with a range to account for finish selection*


Private Office: 10'-0" x 12'-0"

PO 04


Shared workspace.



A



B



C


**Pricing includes tax, labor and install with a range to account for finish selection*

Huddle Space

Huddle Space: 6'-0" x 8'-0"

Impromptu space for two to three individuals.

FS 01



**Pricing includes tax, labor and install with a range to account for finish selection*

Collaboration



Open Collaboration

Open Collaboration

Space to accommodate approximately 6-8 users

150-200 SF




**Pricing includes tax, labor and install with a range to account for finish selection*

Small Conference


Small Conference

120 SF

Space to accommodate approximately 4 users



A



B


**Pricing includes tax, labor and install with a range to account for finish selection*

Medium Conference

Medium Conference


Space to accommodate approximately 6-12 users

180-360 SF



\$10,500 – 12,800*

A. Boardroom

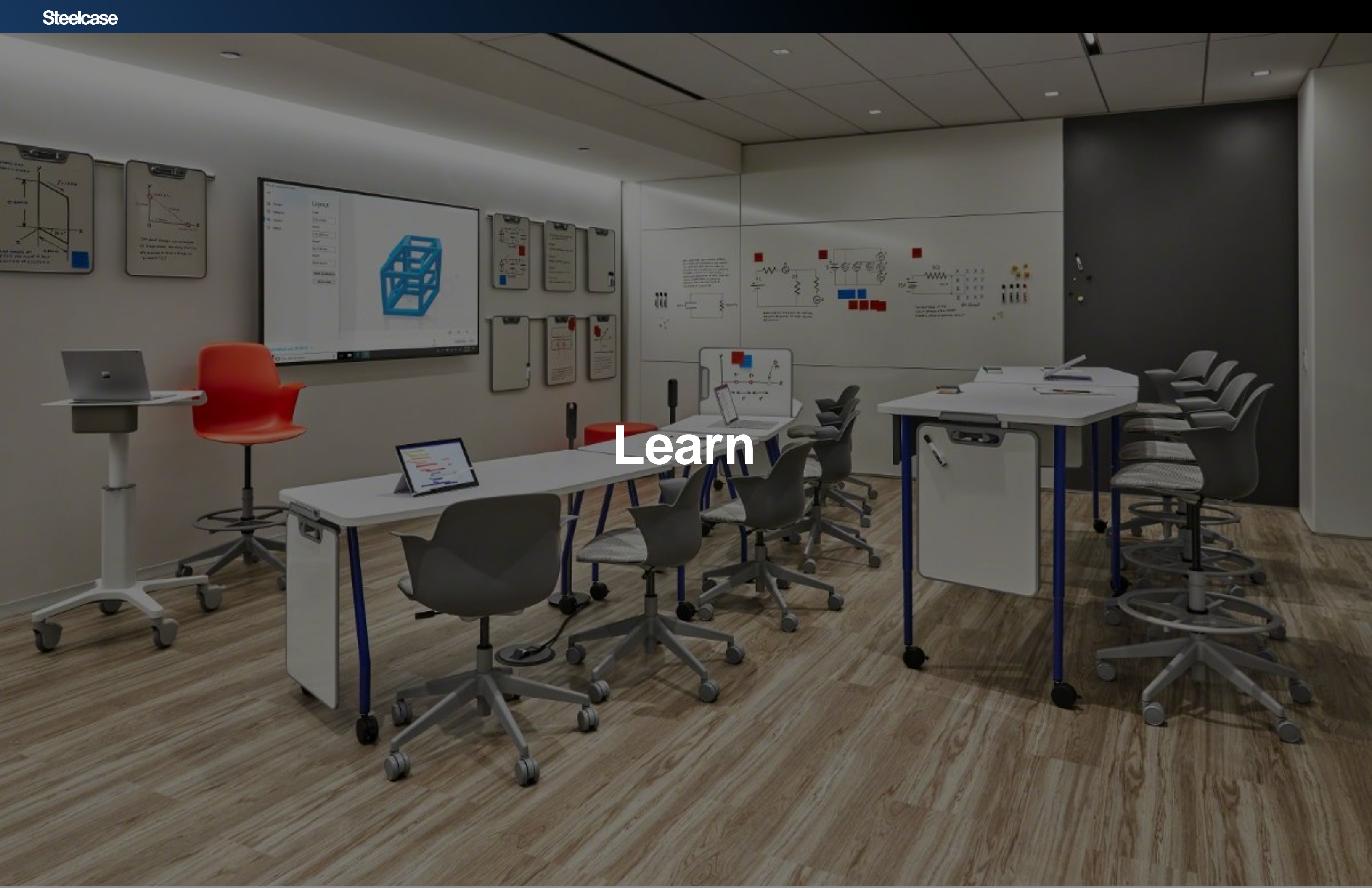


\$8,600 - 10,600*

B. Flexible Conference

**Whiteboards excluded in pricing*


**Pricing includes tax, labor and install with a range to account for finish selection*




Learn

Large Conference & Multipurpose Room


Meeting Spaces with tables and chairs on casters for quick space reconfiguration




Layout A



Layout B



Layout C



Layout D

Large Conference & Multipurpose Room

TB01

A la Carte. Individual Flip Top Tables.



A. Steelcase Akira (Nesting)



B. Coalesse Train (Nesting)



C. Steelcase Verb Table, Flip-top



D. Steelcase Groupwork Table, T-Leg Flip Top

**Pricing includes tax, labor and install with a range to account for finish selection*

Large Conference & Multipurpose Room

A la Carte. Individual Chairs.

CH01



A. Steelcase Shortcut



B. Steelcase Qivi (Stacking)



C. Steelcase Max Stacker III (Stacking)



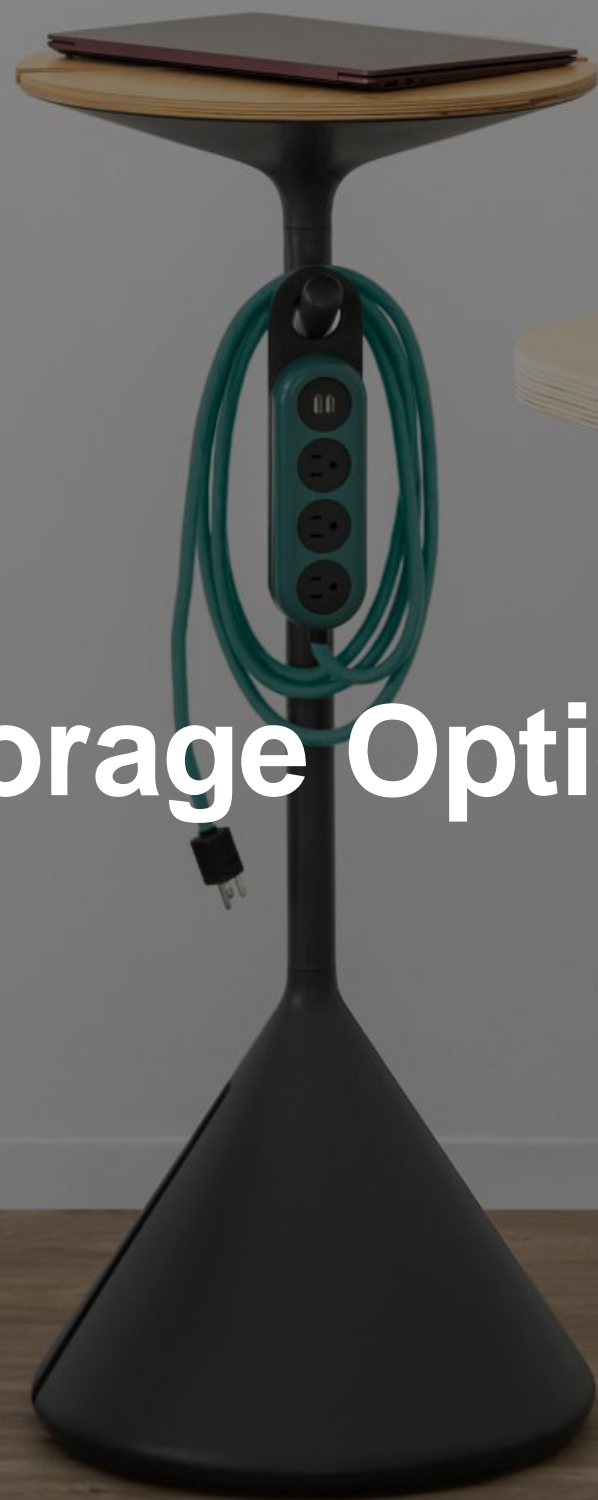
D. Steelcase Node Chair, X Base



E. Steelcase Kart Chair



F. AMQ Bixby Chair



Storage Options

A la Carte. Individual or Shared Storage.

ST 01

More options available



A. Steelcase Soto Caddy



B. Steelcase TS Mobile Pedestal



C Steelcase TS Slim Mobile Pedestal



D. Steelcase TS Mobile File Center



E. Steelcase TS Cubby



F. Steelcase Universal Bookcase



G. Steelcase Universal 3 H Lateral File



H. Steelcase Universal 2 H Lateral File

A la Carte. Individual Storage.

More options available

ST 02



A. **Steelcase** Currency Bookcase



B. **Steelcase** Universal Side Access Tower



C. **Steelcase** Universal Dual Access Tower



D. **Steelcase** Universal Bookcase



E. **Steelcase** Universal Wardrobe



F. **Steelcase** Universal 1.5 H Credenza



G. **West Elm Work** Greenpoint Lateral File



H. **West Elm Work** Greenpoint Shelving with Storage

A modern office chair with a red backrest and seat, positioned in a bright office space. The chair is on a five-star base with casters. In the background, there is a desk with a computer monitor, a mouse, and a green mug. A window with a view of greenery is visible behind the desk. The floor is covered with a colorful, patterned rug.

Ergonomic Approved Seating

Ergonomic Task Seating



Series 1



Amia Air



Amia



Think



Leap



Gesture

Conference Seating



Reply



Series 1



Cobi



Qivi

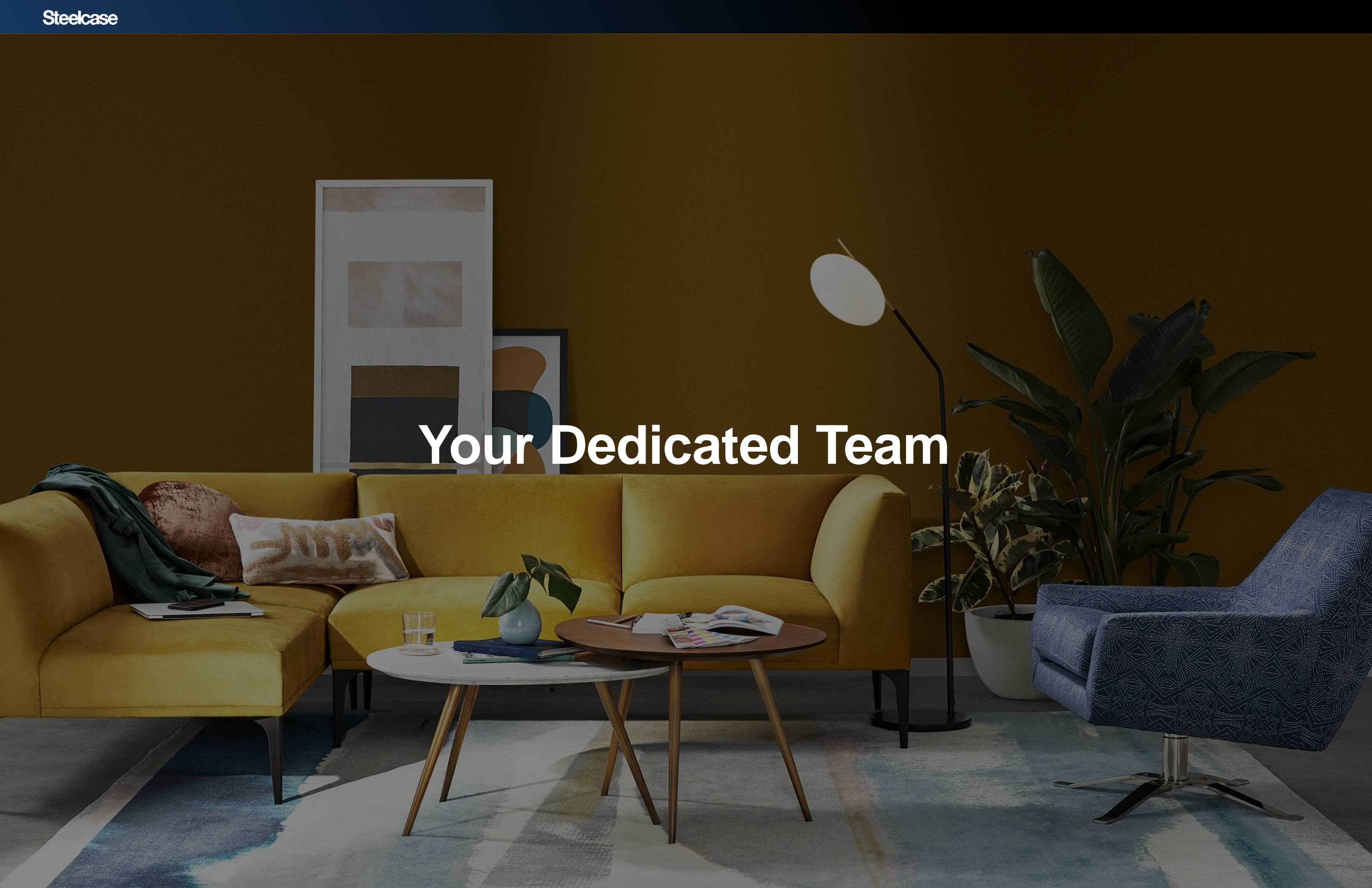


SiLQ



Siento

Your Dedicated Team



WHY bkm + Steelcase?

DEDICATED UCR TEAM



Bryan Justus
Director of Sales –Education
bjustus@bkmsd.com

Bryan provides team leadership and guidance for the UC Team and focuses on the education market. He helps to streamline processes and manage team performance to achieve company goals.



Mike Wytrykus
Account Manager & UCR
Team Leader
mwytrykus@bkmsd.com

Mike leads the team dedicated to the management of UCR. Mike acts as the liaison communicating details between your team, the bkm team, and Steelcase.



Leonard Elias
Account Manager
lelias@bkmsd.com

Leonard provides support to the account management team for any projects or day-to-day service that is needed. He works with Mike and the rest of the UCR team to ensure our clients' needs are met.



Paul Stanzone
AV Director
pstanzone@bkmsd.com

Paul leads business development for the bkm audio visual division. He serves as the main point of contact for your team and coordinates efforts between the bkm team, your team, and the manufacturer's.



Elizabeth Seiferth
Steelcase
Business Manager
eseifert@steelcase.com

Liz is responsible for proactively providing resources in the area of knowledge, products and services to support the requirements for each project. She maintains manufacturer relationships with the client team and resolves any related issues.



Carol Hawks
Steelcase Education Consultant
chawks@steelcase.com

Carol is responsible for proactively providing resources in the area of product knowledge and services to support the requirements for each project. She provides a high level of experience and customer service resulting in the ultimate project outcomes.



Cyndi Goralewski
Design Team Lead
cgoralewski@bkmsd.com

Cyndi provides an unparalleled level of detail to blend creativity, programming, and design intent to transform standard office furniture into a dynamic workplace environment.



Shawn Gutierrez
Designer
sgutierrez@bkmsd.com

Shawn supports the UC design team in production and creating renderings and other design related deliverables for any needed projects and day-to-day requests.




Dalton Ramey
Account Coordinator
dramey@bkmsd.com

Dalton manages the order fulfillment process, working with manufacturers and tracking acknowledgements. He works with the Project Manager to accommodate any requested schedule changes.



Derek Dalla Betta
Scheduler
ddallabetta@bkmsd.com

Derek schedules your project for installation and communicates all details with the bkm field team members to ensure success. He works with Tim and Mayra to coordinate any schedule changes.



Tim Jones
Project Manager
tjones@bkmsd.com

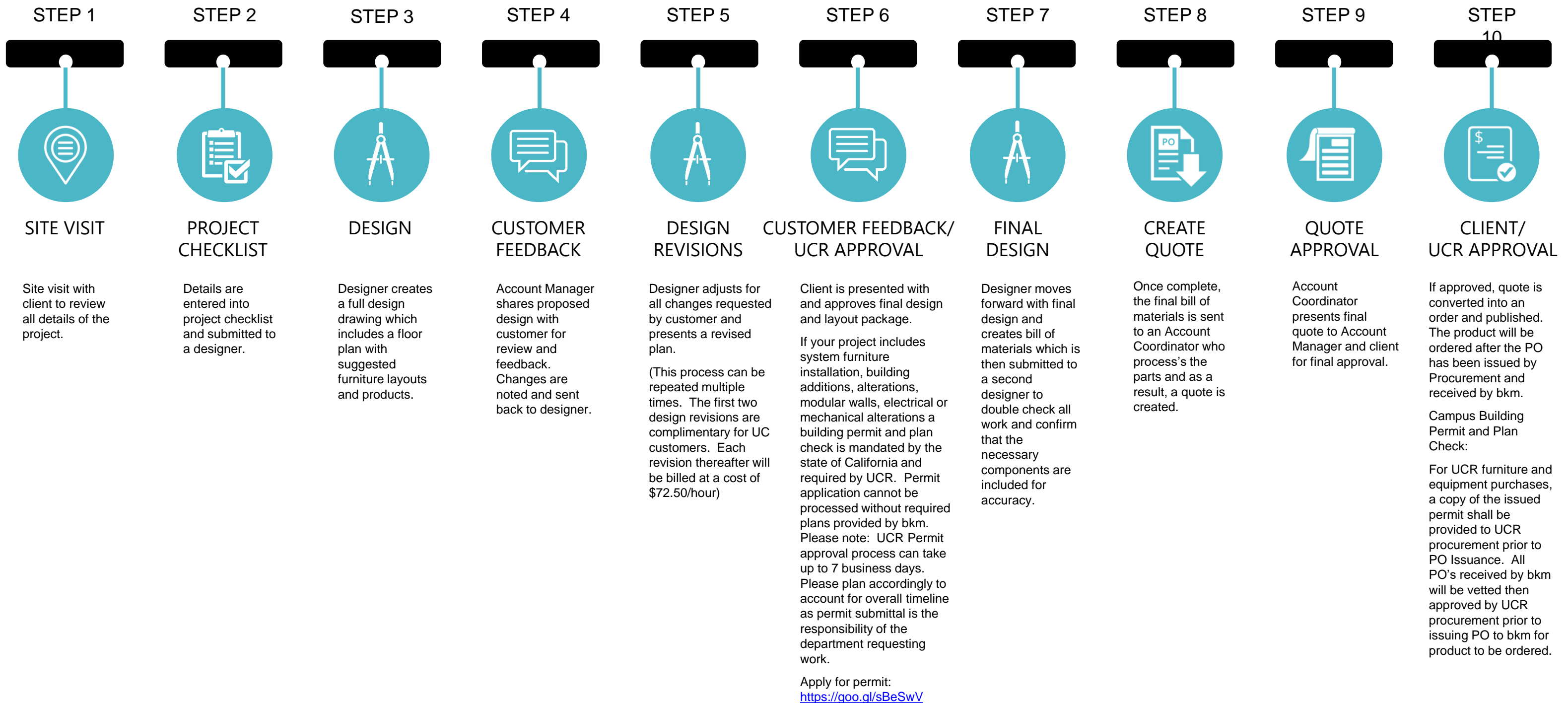
Tim is responsible for the coordination and completion of all logistical activities for UC projects. He is the communication hub for the customer, other trades, field foreman, designers and account managers.

bkm UC PROCESS

10 STEPS

We realize that not only every customer, but every project will require a specific implementation plan. This process shown outlines a typical UC project from start to order.

Once the order is placed we assign a dedicated project manager to every project. The project manager in conjunction with our Chief Operating Officer works closely with your team, the furniture manufacturers and all other trades to establish the best process, communication strategy and schedule to ensure all milestones of the project are met and that the bkm schedule fits in seamlessly with the entire project team.



Steelcase®