

Version 1

April 17, 2020

Navigating What's Next: The Post-COVID Workplace

Product Guide : Screens

03


Retrofitting Workstations with Screens

- Desking + Benching
- Answer
- Freestanding Screens

26

Appendix

- Available Product List
- Supporting Resources



Retrofitting Workstations with Screens

Desking + Benching

Steps to Retrofit Desking

- 1 Identify your workstation.



Migration SE




Migration



Ology



Flex Height-Adjustable Desk




Other

- 2 Check for pinch point hazards. Steelcase recommends a 1" clearance on all sides of height-adjustable worksurfaces.

- 3 Determine the screening application that fits your need. Select from privacy screens, side screens, or freestanding screens. Consider the following:

- Complement existing back screens with side screens for additional shielding.
- Specify bleach cleanable fabrics or hard surfaces such as acrylic.
- Select height of screen based on desk layout and occupancy. Higher screens may be desired if employees are facing each other or are near circulation paths.
- Balance the need for shielding with the overall feeling of the workplace environment.

- 4 Once you have selected your screens, place your order.



Universal Privacy and Side Screens on Ology Desk

Steps to Retrofit Benching

1 Identify your workstation.



FrameOne



Migration SE Bench



Ology Bench

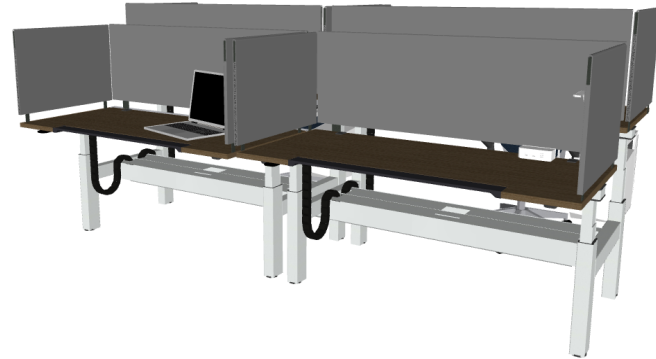
2 Check for pinch point hazards. Steelcase recommends a 1" clearance on all sides of height-adjustable worksurfaces.

3 Determine the screening application that fits your need. Select from privacy screens, side screens, or freestanding screens. Consider the following:

- Complement existing back screens with side screens for additional shielding.
- Specify bleach cleanable fabrics or hard surfaces such as acrylic.
- Select height of screen based on desk layout and occupancy. Higher screens may be desired if employees are facing each other or are near circulation paths.
- Balance the need for shielding with the overall feeling of the workplace environment.

Note: if you require privacy screens that move with a height-adjustable worksurface, you will have to remove centered screens to avoid pinch point hazards.

4 Once you have selected your screens, place your order.



Universal Privacy and Side Screens on Ology Bench

Sarto Privacy Screen

Works on	Ology Desk and Bench, Migration, Migration SE Desk and Bench, Flex, FrameOne, Series 5 worksurfaces, Elective Elements worksurfaces, Universal Tables and Universal panel-mount worksurfaces
Side screen	Yes
Height	Privacy 13.5"H, 19.5"H Privacy/Modesty 24"H (13.5" above surface)
Material	Fabric, <i>*Bleach Cleanable available</i>
Installation	Medium complexity – 4 min, 2 people
List price	\$431 – Privacy 60"W x 19"H \$466 – Privacy/Modesty 60"W x 24"H \$295 – Side 30"W x 19"H \$500 – Curved



Sarto Privacy/Modesty Screen on Migration SE



Sarto Privacy Screen on Migration SE



Sarto Curved Screen on Migration SE

Application Tips:

- Specify Sarto Privacy Screen (PSPS) to achieve tallest possible height (19.5" above surface).
Note: Privacy/modesty screens and curved screens cannot be used on height-adjustable benches. Specify privacy screen for use with height-adjustable benching. Centered screens and desk mounted privacy screens will violate pinch points if mounted together.
- Multiple sizes available for both sides and backs of worksurfaces.
- Screens are 5/8" thick. Take note when specifying screens back to back, or side to side on worksurfaces.

RESOURCES

[Sarto Product Page](#)

Sarto Privacy Screen 24" Special

Works on	Ology Desk and Bench, Migration, Migration SE Desk and Bench, Flex, FrameOne, Series 5 worksurfaces and Elective Elements worksurfaces
Side screen	Yes
Height	24"H
Material	Fabric, <i>*Bleach Cleanable available</i>
Installation	Medium complexity
List price	<i>Coming soon</i>



Sarto Privacy Screen 24" Special on Flex Height-Adjustable Desk

Application Tips:

- 24"H screen provides maximum protection and privacy to the workstation.
- Screens are 5/8" thick. Take note when specifying screens back to back, or side to side on worksurfaces.

Universal Privacy Screen

Works on	Ology Desk and Bench, Migration, Migration SE Desk and Bench, Flex, Airtouch, FrameOne, Series 5 worksurfaces, Elective Elements worksurfaces, Universal Tables and Universal panel-mount worksurfaces
Side screen	Yes
Height	Privacy 13.5"H, 19.5"H Privacy/Modesty 26"H (13.5"/19.5" above surface)
Material	Fabric, <i>*Bleach Cleanable available</i>
Installation	Medium complexity – 4 min, 2 people
List price	\$582 – Privacy 60"W x 19.5"H \$580 – Privacy/Modesty 60"W x 26"H \$399 – Side 30"W x 19.5"H

RESOURCES

[Universal Product Page](#)



Universal Privacy Screen
on Ology Desk



Universal Privacy/Modesty
Screen on Ology Desk

Application Tips:

- Specify Universal Privacy Screen (USPS) to achieve tallest possible height (19.5" above surface).
Note: Privacy/modesty screens and curved screens cannot be used on height-adjustable benches. Specify privacy screen for use with height-adjustable benching. Centered screens and desk mounted privacy screens will violate pinch points if mounted together.
- Multiple sizes available for both sides and backs of worksurfaces.
- Privacy/modesty screen is available in two configurations (13.5" or 19.5" of privacy above worksurface).
- Screens are 3/4" thick. Take note when specifying screens back to back, or side to side on worksurfaces.

Acrylic Privacy + Modesty Screen

Works on Ology Desk, Migration, Migration SE Desk and Airtouch

Side screen No

Height 22", 19" above surface

Material Acrylic

Installation Medium complexity – 4 min, 2 people

List price \$512 – Privacy 60"W x 19"H

RESOURCES

[Privacy + Modesty Screens
Product Page](#)



Acrylic Privacy/Modesty Screen on Ology Desk

Application Tips:

- Available in multiple configurations including privacy only and privacy/modesty.
Note: Specify privacy screen for use with height-adjustable benching. Centered screens and desk mounted privacy screens will violate pinch points if mounted together.
- Specify with or without cableway.
- Screens are 1" thick, overall (including brackets). Take note when specifying screens back to back, or side to side on worksurfaces.

eSpecials Side Screen

Works on 3/4", 1-3/16" and 1-1/2" thick worksurfaces (FrameOne, Universal, Ology, Flex, Migration, Migration SE, c:scape and Elective Elements worksurfaces)

Dimensions Width 24", 30"
Height 12", 19.5"

Material Glass

Installation Medium complexity – 2 min, 1 person

List price \$694 – 24"D x 19.5"H, Glass



Application Tips:

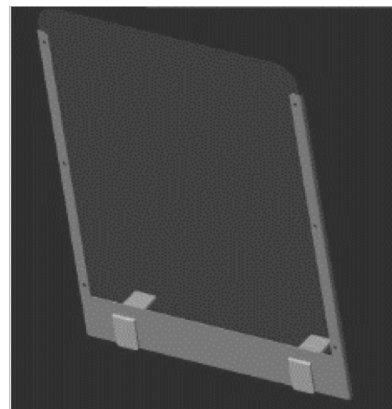
- Specify glass style (FMSSG) for greatest cleanability.
- Screens clamp onto front or back edge of worksurface.
- Can be secured with screws to bottom of worksurface.
- Available in the eSpecials Library.

RESOURCES

[eSpecials Library](#)

Steelcase Health Desktop Separation Screen

Works on	3/4" to 1-1/2" thick worksurfaces (FrameOne, Universal, Ology, Flex, Migration, Migration SE, c:scape and Elective Elements worksurfaces)
Dimensions	Width 24", 30" or 48" Height 30" or 42"
Material	Frame: Platinum Metallic (4799) Screen Panel: Smooth Clear Plastic or Smooth White Opaque Plastic
Installation	Low complexity
List price	<i>Coming soon</i>



Prototype Image of Desktop Separation Screen

Application Tips:

- Developed by Steelcase Health as part of the Separation Screen statement of line.
- Constructed using the same highly cleanable materials as the freestanding Separation Screens.
- Attaches to worksurfaces using a SOTO clamp.
- Contact Allison Barnes (abarnes@steelcase.com) with any questions.

Steps to Retrofit Answer

- 1 Determine Answer spine type – panel, beam or fence. If panel, determine which style of panel trim – thin, square or oval.



Panel



Beam



Fence



Thin Trim



Square Trim



Oval Trim

- 2 Determine starting height and overall height desired/possible.

- Maximum overall height on panel is 90"H.
- Maximum overall height on beam is 48"H.
- Maximum overall height on fence is 48"H.

- 3 Determine materials desired (if options) – fabric, glass, other.

- 4 Once you have selected, place your order.

RESOURCES

[Answer Beam and Fence](#)

[Spec Guide](#)

Beam Screens pg. 67

Fence Screens pg. 375

[Answer Solutions Spec Guide](#)

Screens SOL pg. 247

Specifying Screens pg. 587

Answer Panel with Recessed Frameless Glass

Works on Answer panels with thin trim

Dimensions Width 24" - 96"
Height 6", 12" and 18"

Material Glass – clear or frosted

Installation Medium complexity

List price \$755 – 12"H x 72"W, clear glass

RESOURCES

[Answer Panel Product Page](#)



Application Tips:

- Available **only** for Answer panel with thin trim.
- Specified as a kit that includes top cap, supports and glass.
- Option to omit glass' if other material is desired (e.g. acrylic).
- Can be added to an existing panel without removing skins.
- Single piece of glass can span over multiple inline panels.

Answer Panel with Frameless Glass with Clips

Works on Answer panels with thin trim or square trim

Dimensions Width 24" - 96"
Height 12"

Material Glass – clear or frosted

Installation Medium complexity

List price \$755 – 12"H x 72"W, clear glass, thin trim
\$831 – 12"H x 72"W, clear glass, square trim

RESOURCES

[Answer Panel Product Page](#)



Application Tips:

- Available **only** for Answer panel with thin trim or square trim.
- Specified as a kit that includes top cap, supports and glass.
- Option to omit glass' if other material is desired (e.g. acrylic).
- Can be added to an existing panel without removing skins.
- Single piece of glass can span over multiple inline panels.

Answer Panel with Fabric Screens

Works on	Answer panels with thin trim
Dimensions	Width 24" - 96" Height 13.5" and 19.5"
Material	Fabric, <i>*Bleach cleanable available</i>
Installation	Medium complexity
List price	\$562 – 19.5"H x 48"W, Sarto \$745 – 19.5"H x 48"W, Universal



Sarto Screen



Universal Screen

Application Tips:

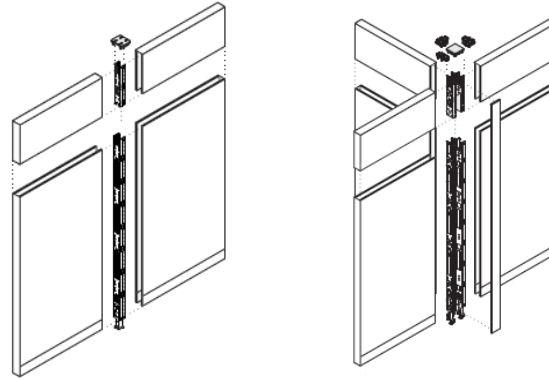
- Available **only** for Answer panel with thin trim.
- Specified as a kit that includes top cap, screen and screen supports/bayonets.
- Requires removal of top skins in order to assemble bayonet bracket to top horizontal bar.
- Cannot be used on panels with windows in the top position or panel segments where the horizontal bar is not in the top position.

RESOURCES

[Answer Panel Product Page](#)

Stacking on Answer Panel

Works on	Answer panel
Dimensions	Width 18" - 72" Height 6", 12", 18" and 24"
Material	Fabric, Painted Steel, Markerboard, Laminate, Glass
Installation	Medium complexity
List price	\$634 – 12"H x 48"W stacked on single panel (includes inline junction, EOR junction, vertical trim, fabric skins)



Application Tips:

- Requires stacking junctions, stacking horizontal frame package, trim and skins to complete application.
- Add a maximum of 2 stackers (36"H total) per base panel.
- Maximum height of base panel + stacker(s) is 90"H overall.
- Specify stacking junctions for appropriate trim style (thin, square or oval).

RESOURCES

[Answer Panel Product Page](#)

Answer Panel with Panel Top Screens

Works on	Answer panels with square trim or oval trim
Dimensions	Square Trim: 24" - 48"W x 12"H Oval Trim: 30" - 48"W x 12"H
Material	Plastic
Installation	Low complexity
List price	\$241 – 12"H x 48"W, square trim \$250 – 12"H x 48"W, oval trim



Answer Panel with Square Trim



Answer Panel with Oval Trim

Application Tips:

- Available **only** for Answer panels with square trim or oval trim.
- Specified as a package that includes clips and screen.

Note: These clips can only be used with this screen.

- Screen is a very lightweight ribbed plastic material; brackets are plastic.
- Brackets snap onto existing panel top caps – no tools or disassembly required.

RESOURCES

[Answer Panel Product Page](#)

Answer Fence with Frameless Glass Screen

Works on Answer fence

Dimensions Width 24" - 96"
Height 13.5" and 19.5"

Material Glass – clear or frosted

Installation Medium complexity

List price \$697 – 19.5"H x 48"W, clear glass



Application Tips:

- Specified as a kit that includes glass and supports.
- Requires removal of fence covers in order to assemble screen to the fence.

RESOURCES

[Answer Fence Product Page](#)

Answer Fence with Fabric Screens

Works on	Answer fence
-----------------	--------------

Dimensions	Width 24" - 96" Height 13.5" and 19.5"
-------------------	---

Material	Fabric, <i>*Bleach cleanable available</i>
-----------------	--

Installation	Medium complexity
---------------------	-------------------

List price	\$521 – 19.5"H x 48"W, Sarto \$704 – 19.5"H x 48"W, Universal
-------------------	--



Answer Fence with Sarto Screen



Answer Fence with Universal Screen

Application Tips:

- Specified as a kit that includes screen and supports/bayonets.
- Requires removal of fence covers in order to assemble bayonet bracket to horizontal bar.

RESOURCES

[Answer Fence Product Page](#)

Answer Beam with Fabric Screens

Works on	Answer beam
-----------------	-------------

Dimensions	Width 24" - 96" Height 13.5" and 19.5"
-------------------	---

Material	Fabric, <i>*Bleach cleanable available</i>
-----------------	--

Installation	Low complexity
---------------------	----------------

List price	\$521 – 19.5"H x 48"W, Sarto \$704 – 19.5"H x 48"W, Universal
-------------------	--



Answer Beam with Sarto Screen




Answer Beam with Universal Screen

Application Tips:

- Specified as a kit that includes screen and supports.
- Can be placed anywhere along beam rail.

RESOURCES

[Answer Beam Product Page](#)




Retrofitting Workstations with Screens

Freestanding Screens

Considerations for Adding Freestanding Screens

Add freestanding screens to provide added shielding around or in-between individual workstations.

- Use alone or group together to form large partitions and/or define spaces.
- Use to guide new behaviors and workplace distancing protocols.
- Plan for how freestanding screens could be reused in the future as your workplace or shielding needs change.



Flex Freestanding Screens



Steelcase Health Separation Screens

Flex Freestanding Screens

Works on Any environment

Dimensions Rectangle Screen: 35.5"W x 47" or 71"H
Angled Screen: 47.5"W x 47"H

Material Fabric, **Bleach cleanable available*

Installation Low complexity

List price \$850 – 35.5"W x 71"H rectangle
\$785 – 47.5"W x 47"H angled

RESOURCES

[Steelcase Flex Screens
Product Page](#)



Flex Freestanding Screens

Application Tips:

- Use the tall rectangle in creative ways to provide instant, temporary and user-moveable boundary.
- Magnet edge allows for 360° of attachment to other Flex freestanding screens and steel surfaces.
- Specify bleach cleanable fabric to allow for deep cleaning.
- Use contrasting fabric to designate areas or indicate protocols in the workspace.
- Shield today, collaborate tomorrow. Flex freestanding screens are pin tackable and can be used in the Flex system of solutions: wall rail, carts, acoustic boundary and stand.

Steelcase Health Separation Screens

Works on Any environment

Dimensions Width 48" or 72"
Height 72"

Material Frame: Platinum Metallic (4799)
Screen Panel: Smooth Clear Plastic or Smooth White
Opaque Plastic

Installation Low complexity

List price Starting at \$916

RESOURCES

[Separation Screens Product
Page](#)




Separation Screen
72"W x 72"H



Separation Screen
48"W x 72"H

Application Tips:

- Works well in non-healthcare applications such as retail, banking and essential public domains.
- Use alone or group together to form larger partitions.
- Screen panels arrive fully assembled and are mounted offset of frames to allow for easy cleaning.
- Available with optional cutouts so users can conveniently transfer documents and small items.



Appendix

Available Products List – Screens for Desking, Benching and Freestanding

Product	Style Number	Works On	Height	Back	Side Screen	Material	Application Considerations	Installation Complexity	List Price 60"W
Worksurface-Mounted									
Sarto	PSPS	Ology Desk and Bench, Migration, Migration SE Desk and Bench, Flex, FrameOne, Series 5 worksurfaces, Elective Elements	13.5" or 19.5"	Yes	Yes	Fabric	Pinch Point	Medium	\$339, \$431
Sarto Curved	PHSCRN	worksurfaces, Universal Tables, and Universal panel-mount worksurfaces	18"	Yes	20"	Fabric	Pinch Point	Medium	\$500 each
Sarto Privacy/Modesty	PSPM		13.5" (24")	Yes	Yes	Fabric	Pinch Point	Medium	\$466
Sarto 24" Special	PSPS	Ology Desk and Bench, Migration, Migration SE Desk and Bench, Flex, FrameOne, Series 5 worksurfaces, Elective Elements worksurfaces	24"	Yes	Yes	Fabric	Pinch Point	Medium	Coming Soon
Universal	UFPS	Ology Desk and Bench, Migration, Migration SE Desk and Bench, Flex, Airtouch, FrameOne, Series 5 worksurfaces, Elective Elements, Universal Tables, and Universal panel mount worksurfaces.	13.5" or 19.5"	Yes	Yes	Fabric	Pinch Point	Medium	\$457, \$582
Universal Privacy/Modesty	UFPM		13.5" (26")	Yes	Yes	Fabric	Pinch Point	Medium	\$580
Acrylic	AP58	Ology, Flex, Migration and Migration SE, Series 5, Airtouch	19" (22")	Yes	No	Acrylic	1" gap	Medium	\$512
eSpecials	FMSSG FMSSF	3/4", 1-3/16" and 1-1/2" thick worksurfaces (FrameOne, Universal, Ology, Flex, Migration, Migration SE, c:scape and Elective Elements worksurfaces)	19.5"	No	Yes	Glass, Fabric	No Pinch Point	Medium	\$694 \$818
Health Desktop Separation Screen	Coming Soon	3/4" to 1-1/2" thick worksurfaces	30", 42"			Plastic	No Pinch Point	Low	Coming Soon
Freestanding									
Flex Freestanding	FLXFSRQ	Anywhere	47", 71"			Fabric		Low	\$850
Health Separation Scteen	HSDSF4872	Anywhere	72"			Plastic		Low	\$916

Available Products List – Screens for Answer Panel, Fence and Beam

Product	Screen	Works On	Dimensions	Material	Installation Complexity	List Price 60"W
Answer						
	<u>Recessed Frameless Glass</u>	Answer panels with thin trim	Width 24" - 96" Height 6", 12" and 18"	Glass	Medium	\$755 – 12"H x 72"W, clear glass
	<u>Frameless Glass with Clips</u>	Answer panels with thin trim or square trim	Width 24" - 96" Height 12"	Glass	Medium	\$755 – 12"H x 72"W, clear glass, thin trim \$831 – 12"H x 72"W, clear glass, square trim
Answer Panel	<u>Answer Panel Fabric Screens (Sarto, Universal)</u>	Answer panels with thin trim	Width 24" - 96" Height 13.5" and 19.5"	Fabric	Medium	\$562 – 19.5"H x 48"W, Sarto \$745 – 19.5"H x 48"W, Universal
	<u>Stacking on Answer Panel</u>	Answer panel	Widths: 18"-72" Heights: 6", 12", 18", 24"	Fabric, Painted Steel, Markerboard, Laminate, Glass	Medium	\$634 – 12"Hx48"W stacked on single panel (includes inline junction, EOR junction, vertical trim, fabric skins)
	<u>Answer Panel Panel Top Screens</u>	Answer panels with square trim or oval trim	Square Trim: 24" - 48"W x 12"H Oval Trim: 30" - 48"W x 12"H	Plastic	Low	\$241 – 12"H x 48"W, square trim \$250 – 12"H x 48"W, oval trim
Answer Fence						
	<u>Frameless Glass</u>	Answer Fence	Width 24" - 96" Height 13.5" and 19.5"	Glass	Medium	\$697 – 19.5"H x 48"W, clear glass
	<u>Answer Fence Fabric Screens (Sarto, Universal)</u>	Answer Fence	Width 24" - 96" Height 13.5" and 19.5"	Fabric	Medium	\$521 – 19.5"H x 48"W, Sarto \$704 – 19.5"H x 48"W, Universal
Answer Beam	<u>Answer Beam Fabric Screens (Sarto, Universal)</u>	Answer Beam	Width 24" - 96" Height 13.5" and 19.5"	Fabric	Low	\$521 – 19.5"H x 48"W, Sarto \$704 – 19.5"H x 48"W, Universal

Supporting Resources

DESKING

[Height Adjustable Desking Specification Guide](#)
[Height Adjustable Desking Solutions Comparison](#)
[Ology Desk Brochure](#)
[Migration Desk Brochure](#)
[Migration SE Desk Cutsheet](#)

BENCHING

[Benching Specification Guide](#)
[Ology Bench Brochure](#)
[Migration SE Bench Cutsheet](#)
[FrameOne Brochure](#)

SCREENS

[Steelcase Flex Collection Specification Guide](#)
[Steelcase Flex Collection Brochure](#)
[Height Adjustable Desking Specification Guide](#)
[Universal Screens Brochure](#)
[Sarto Screens Cutsheet](#)
[Separation Screen Cutsheet](#)

PANELS

[Answer Specification Guide](#)
[Answer Brochure](#)
[Answer Panel Brochure](#)
[Answer Panel with Universal Fence Screen Overview](#)
[Answer Lookbook](#)

MATERIALITY + CLEANABILITY

[Cleaning Your Steelcase Products](#)
[Surface Materials Reference Manual](#)
[Designtex Cleaning Manual](#)

Steelcase®